

MECHANICAL DATA

Bulb	T-6½
Base	Small Button 9-Pin
Basing	9AJ
Cathode	Unipotential
Mounting Position	Any

ELECTRICAL DATA

HEATER CHARACTERISTICS

Heater Voltage	6.3 Volts
Heater Current	450 Ma

DIRECT INTERELECTRODE CAPACITANCES (Unshielded)¹

	Section 1	Section 2
Grid to Plate	1.9	1.9 $\mu\mu f$
Input	3.0	3.0 $\mu\mu f$
Output	1.1	1.0 $\mu\mu f$
Heater to Cathode	3.2	3.4 $\mu\mu f$
Grid to Grid (Max.)	0.003	$\mu\mu f$
Plate to Plate (Max.)	0.075	$\mu\mu f$
Ground Grid Operation		
Plate to Cathode	0.24	0.24 $\mu\mu f$
Input	6.0	6.0 $\mu\mu f$
Output	2.8	2.6 $\mu\mu f$

RATINGS (Design Center Values)

Plate Voltage	300 Volts Max.
Plate Dissipation (Each Section)	2.7 Watts Max.
Heater-Cathode Voltage ²	90 Volts Max.

CHARACTERISTICS AND TYPICAL OPERATION

Class A₁ Amplifier (Each Section)

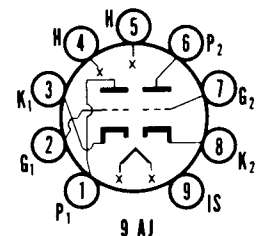
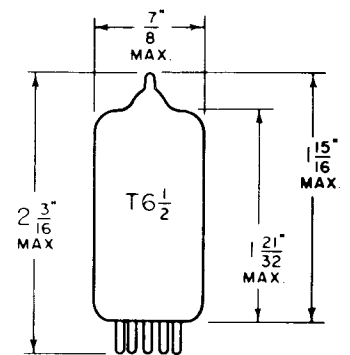
Plate Voltage	100	150 Volts
Cathode Bias Resistor	120	56 Ohms
Plate Current	9.0	18 Ma
Transconductance6100	8500 $\mu mhos$
Amplification Factor	37	40
Plate Resistance6100	4700 Ohms
Grid Voltage for I _b = 10 μa	-9	-12 Volts

NOTES:

1. Section 1 connects to Pins 6, 7 and 8. Section 2 connects to Pins 1, 2 and 3.
2. When operated as a cascode amplifier and the two sections are connected in series, the heater-cathode voltage of the grounded grid stage may be as high as 250 volts maximum with the heater negative with respect to the cathode.

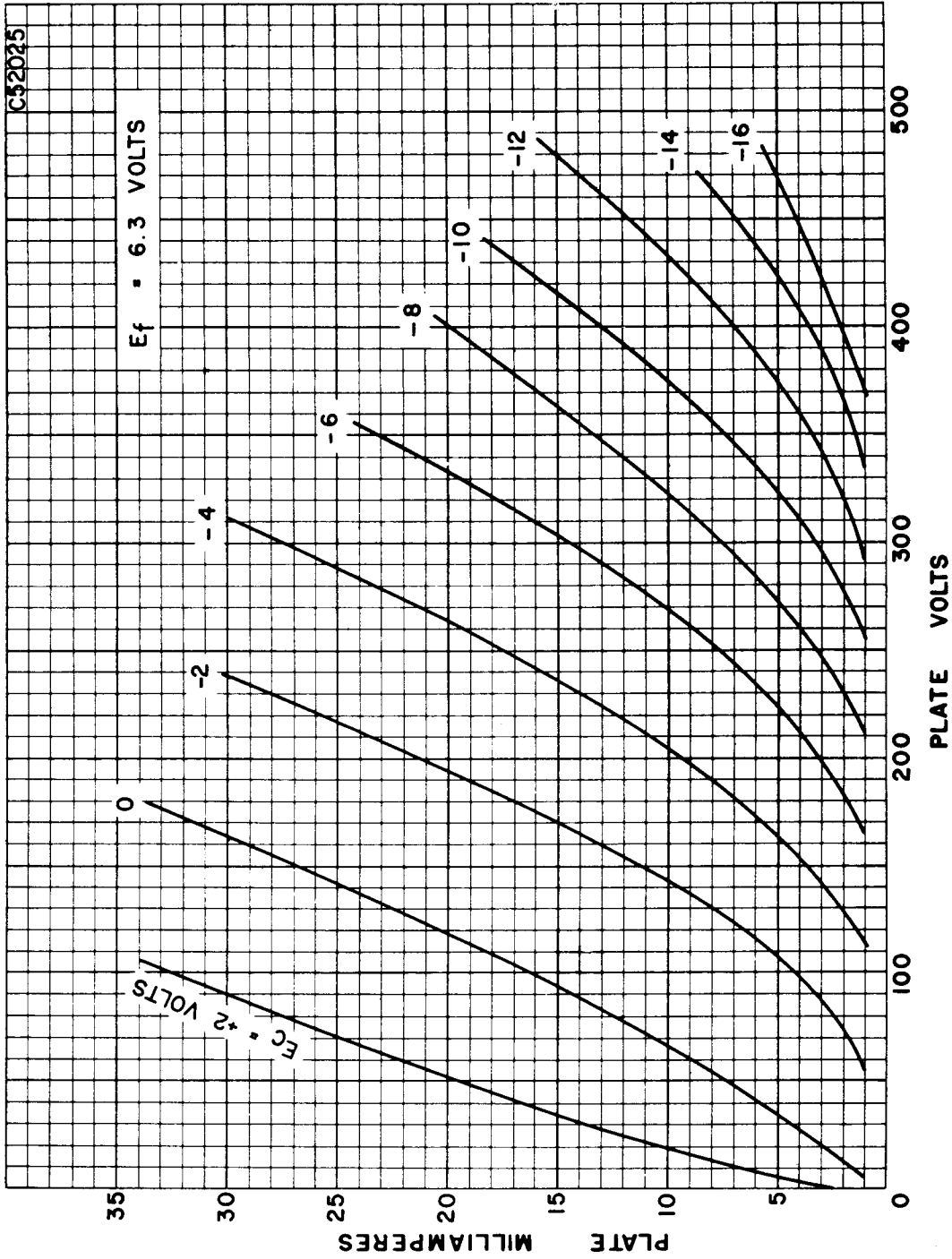
QUICK REFERENCE DATA

Miniature medium mu twin triode designed for use as a cascode amplifier below approximately 300 mc. Shielding between sections minimizes internal capacity coupling.

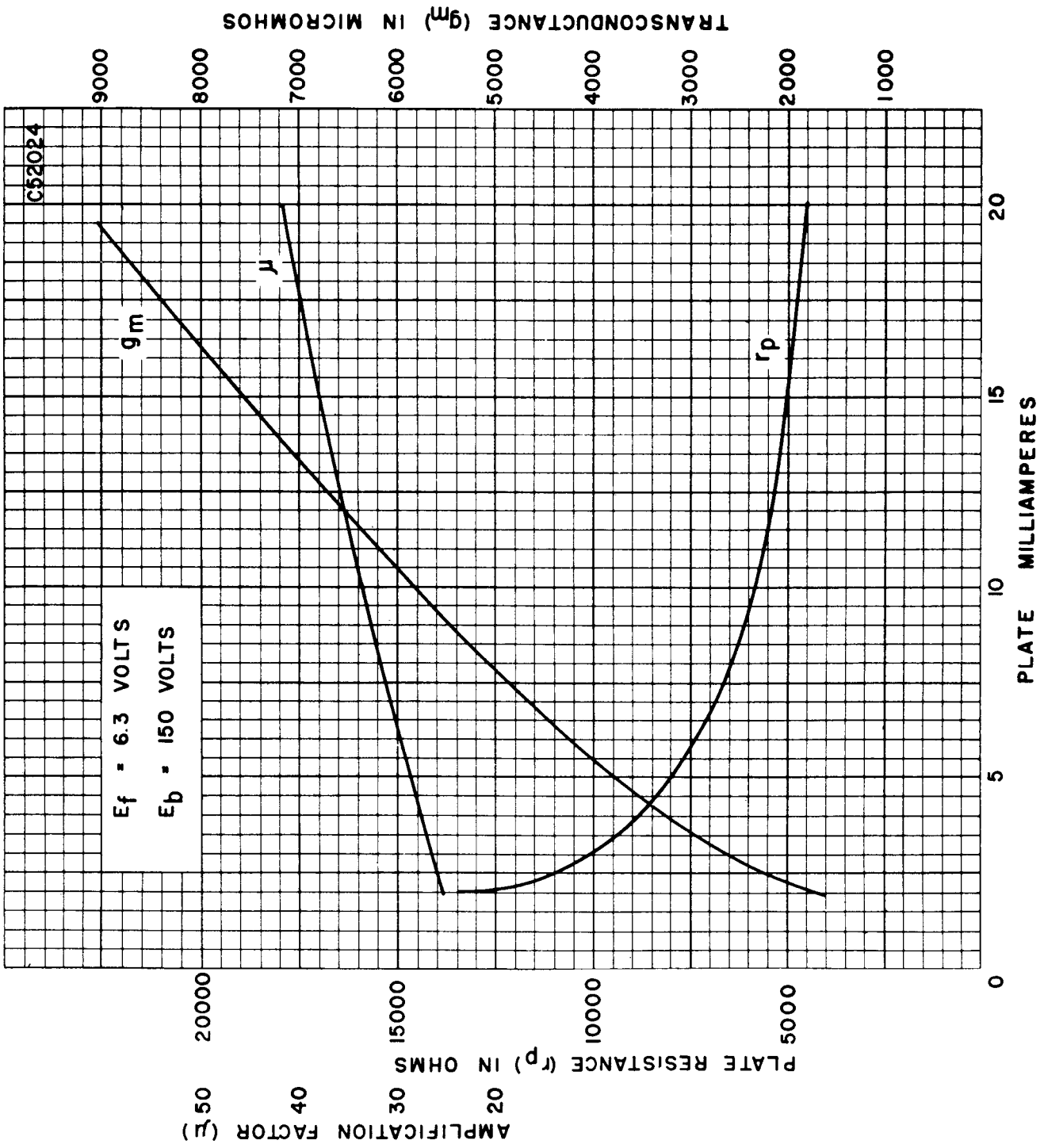


SYLVANIA ELECTRIC PRODUCTS INC.

AVERAGE PLATE CHARACTERISTICS



AVERAGE CHARACTERISTICS



AVERAGE CHARACTERISTICS

